

# LED SPOT MOVING HEAD

## USER MANUAL



**(60W White)**

Order Code: HT-LM-60S Mini

## Product Instruction

Working voltage:AC90-240V/50Hz

Power Consumption:130W

Light Source:60W LED

Channel Signal: DMX 512, 15 channel

Palette:7palette+white+rainbow effect

Gobo wheel:7gobo+white+rainbow effect

Prism:1 \*3-fice prism

Strobe:0-10/S,Adjustable

Dimmer:0%~100% Linear Dimming

All functions can be operated by manual without dmx controller.

Pan:540° 8bit/16bit adjustable, Electronic correction

Titl:270° 8bit/16bit adjustable, Electronic correction.

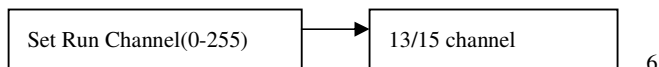
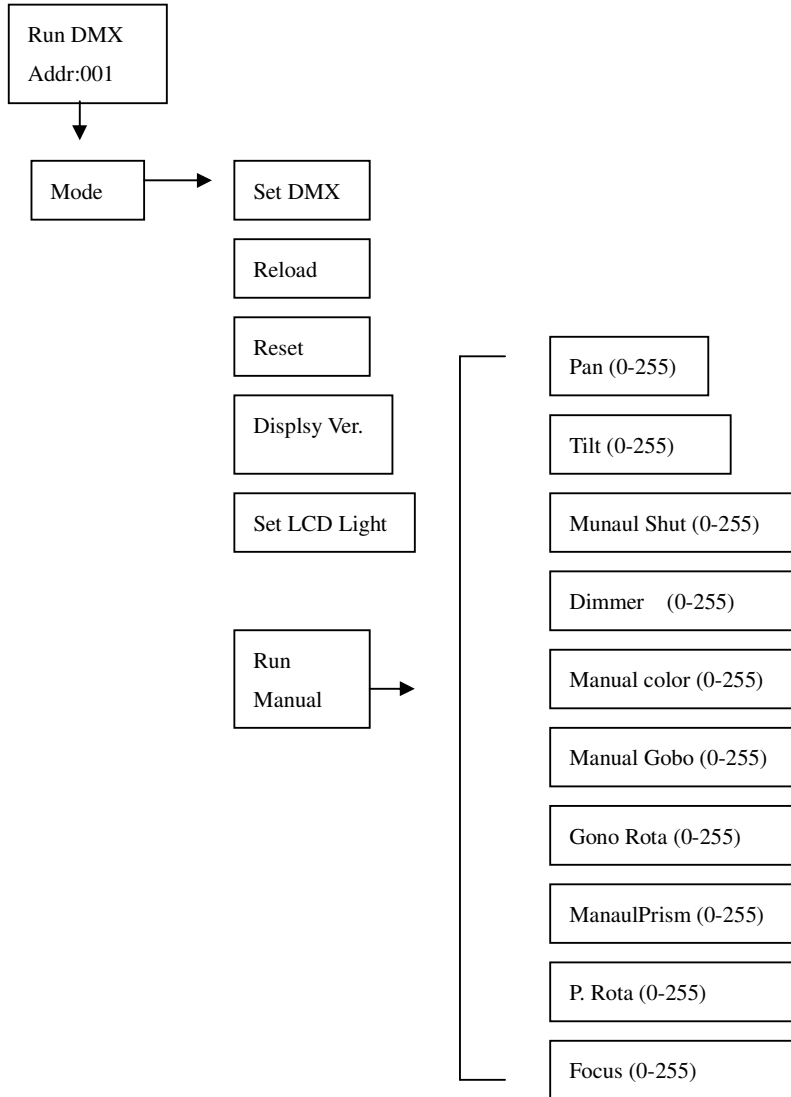
Special function: Built -in procedures for a variety of lighting effects,can run simultaneously from sound control without controllers

Optical System: Combination of high-precision quartz lens, so that optical loss is reduced to a minimum

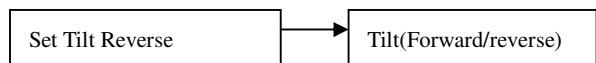
Protection: All intelligent temperature thermal protection and high-interference with electronic circuits.

## Maintaining

1. The fixture should be kept dry to avoid working in wet conditions.
2. Intermittent use will effectively prolong the life of this fixture.
3. For a good ventilation and lightiing effects,please clean the fans ,fan nets and lens usually .



6



- To avoid damage this fixture, please don't use alcohol or other organic solvents to clean the fixture shell.

## Declaration

Before delivery, this fixture have the performance intact, packaging integrity, and all users should strictly observe the above warnings and operating instructions for the matter, with any damage caused by misuse is not guaranteed within the company, for damages caused by ignoring the manual instruction is not within the scope of the distributors or dealers. Thank you for your cooperation!!

## Precautions

- In order to ensure the life of this fixture, please don't place this fixture where is moisture or leakage, and don't operate the fixture at temperatures higher than 40°C please!
- Don't place the fixture where is easy to loose or vibration-prone
- To avoid risk of electric shock, please ask the professionals to maintain this fixture.
- When connect the fixture to power, the changes of power voltage should be at -10% ~ +10%, if higher, will reduce the life of the fixture, but if lower, will effect the lightness.
- Should need 20 Min. to fully cool the light before re-use.
- In order to ensure the normal use of this product, please read this manual carefully. Thank you very much for your cooperations.

## DMX channel Values(15 channel)

Channel	DMX values	Functions
1 Pan	0~255	0~540°
3 Pan 16 Bit	0~255	16bit adjustable
1 Tilt	0~255	0~270°
4 Tilt 16 Bit	0~255	16bit adjustable
5 Pan/Tilt Speed	0~255	From fast to slow
6:Strobe	0-255	Strobe effect from fast to slow
7 Dimming	0~255	From dark to light
8 Color Wheel	0~15	White
	16-30	Pink
	31~45	Orange
	46-60	Green
	61~75	Blue
	76~90	Yellow
	91-105	Red
	106~120	Sky blue
	121~190	Forward speed of color change From slow to fast
	191~255	Revise speed of color change From slow to fast

Channel	DMX values	Functions
9 Gobo Wheel	0~15	Open
	16~30	Gobo 1
	31~45	Gobo 2
	46~60	Gobo 3
	61~75	Gobo 4
	76~90	Gobo 5
	91~105	Gobo 6
	106~120	Gobo 7
	121~190	Forward speed of gobo change From slow to fast
	191~255	Revise speed of gobo change From slow to fast
10 Gobo auto-run	0-127	Forward From slow to fast
	128-255	Revise From slow to fast
11 Prism	0~225	
12 Prism	0-255	Prism Auto-run
13 Focus	0-255	
14	0-255	Built-in Program
15 Rest	245-250	

## Display Control Instruction